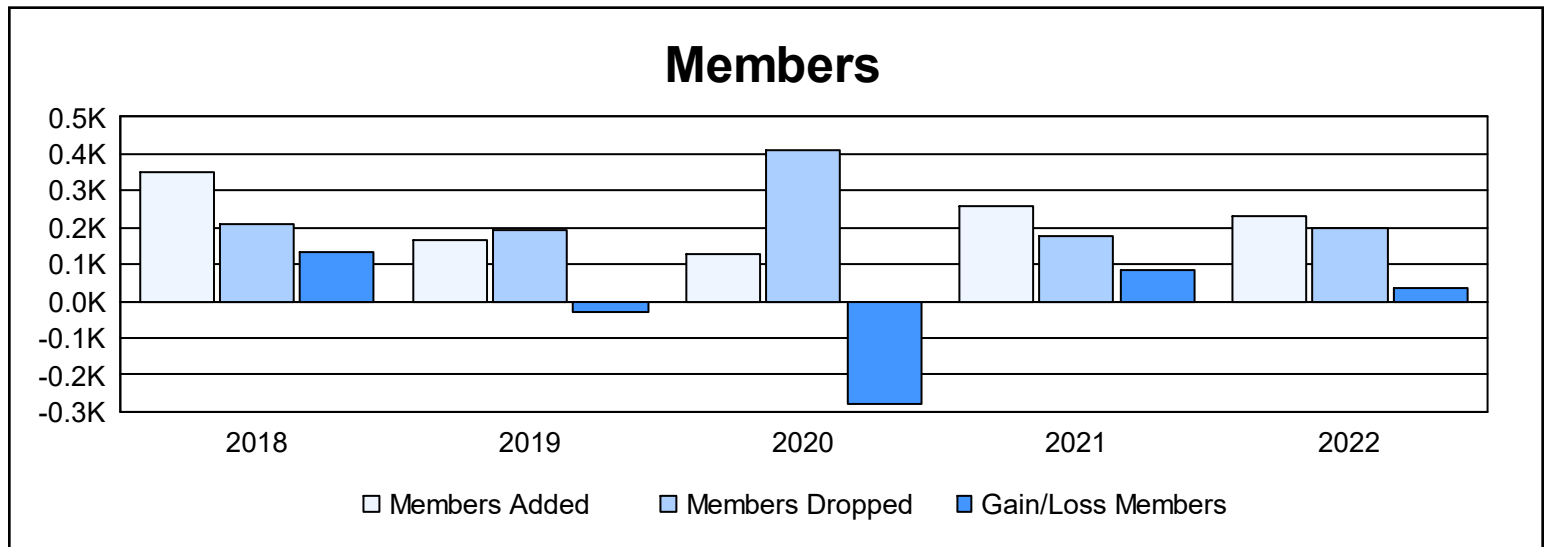
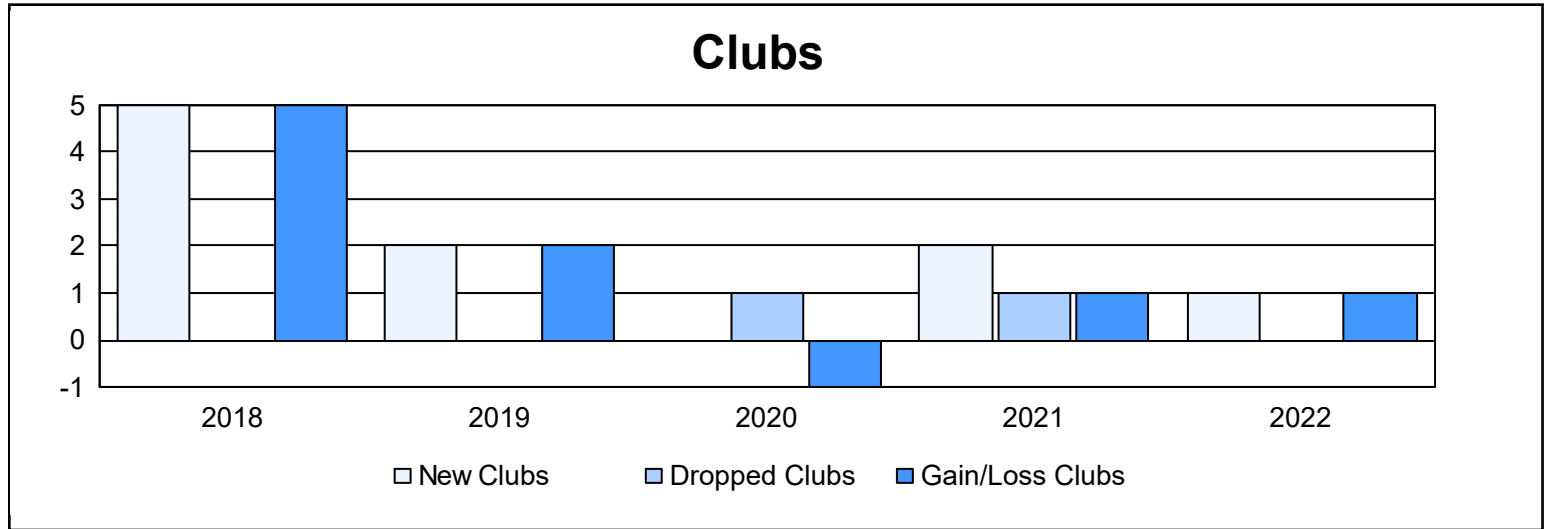
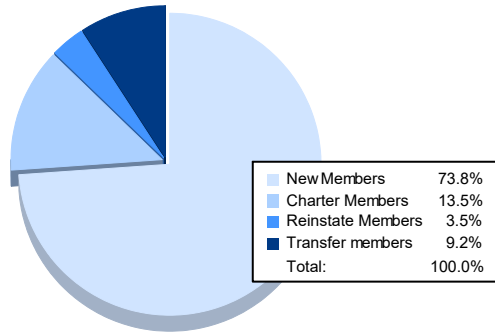


| Year           | New Clubs | Dropped Clubs | Gain/ Loss Clubs | New Members | Charter Members | Reinstate Members | Transfer Members | Total Member Added | Total Members Dropped | Gain/ Loss Members |
|----------------|-----------|---------------|------------------|-------------|-----------------|-------------------|------------------|--------------------|-----------------------|--------------------|
| 2017-2018      | 5         | 0             | 5                | 225         | 119             | 1                 | 3                | 348                | 212                   | 136                |
| 2018-2019      | 2         | 0             | 2                | 108         | 48              | 6                 | 3                | 165                | 195                   | -30                |
| 2019-2020      | 0         | 1             | -1               | 86          | 14              | 14                | 14               | 128                | 408                   | -280               |
| 2020-2021      | 2         | 1             | 1                | 137         | 72              | 29                | 21               | 259                | 177                   | 82                 |
| 2021-2022      | 1         | 0             | 1                | 169         | 31              | 8                 | 21               | 229                | 196                   | 33                 |
| <b>Average</b> | <b>2</b>  | <b>0</b>      | <b>2</b>         | <b>145</b>  | <b>57</b>       | <b>12</b>         | <b>12</b>        | <b>226</b>         | <b>238</b>            | <b>-12</b>         |



### Membership Composition June 2022 Cumulative



### Gender Composition June 2022 Cumulative

